


# SCHOTT CONTURAX®

Creative Profile / Creative Profile  
Perfiles creativos / Profils créatifs



**SCHOTT**  
glass made of ideas





# Anwendungsbeispiele




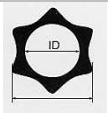

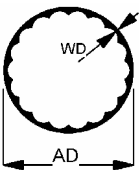


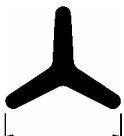
Application examples

Exemples d'application





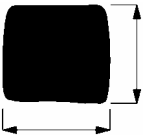



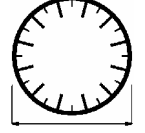
Ejemplos de aplicación









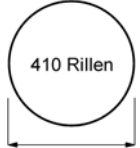
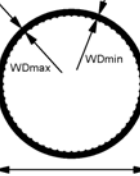


Programm  
Range  
Programme  
Programa

Profil-Typ Profile-Type Type de profil Tipo de perfil	Profil-Nummer Profile Number Número de perfil Número de perfil	Abmessungen u. Toleranzen in mm Dimensions and tolerances in mm Dimensions et tolérances en mm Medidas y tolerancias en mm	Kartoninhalt ca. Stück/kg Carton contents approx. pieces/kg Contenu d'un carton env. pièces/kg Contenido de una caja aprox. Piezas/kg
	001	25 ±1,50	9/ 9,3 kg
	002	31 ±2,00	6/ 8,7 kg
	003	10 ±0,50 29 ±1,00	56/ 7,3 kg 9/ 9,2 kg
	004	30 ±2,00/ ID 17,0 ±2,00	6/ 7,5 kg
	005	25±1,50/ ID17,0 ±1,00	9/9,5kg
	006	22 ±1,00/ WD 1,0 ±0,25 30 ±1,00/ WD 2,0 ±0,30 40 ±1,50/ WD 2,0 ±0,30 50 ±1,50/ WD 2,5 ±0,30 60 ±1,50/ WD 2,5 ±0,30 70 ±1,50/ WD 2,5 ±0,30 80 ±1,80/ WD 2,5 ±0,40 100 ±1,80/ WD 3,0 ±0,50 150 ±2,00/ WD 3,0 ±0,50	35/ 9,0 kg 16/ 11,0 kg 16/ 16,2 kg 12/ 19,2 kg 9/ 17,6 kg 4/ 9,4 kg 4/ 10,5kg 4/ 15,5 kg 2/ 11,8 kg
	008	30 ±2,00/ ID 17,0 ±2,00	20/ 18,5kg
	009	26 ±1,00	6/ 11,0 kg
	010	20 ±1,50 30 ±2,00	42/ 14,0 kg 9/ 6,6 kg

TBD\* : to be determined

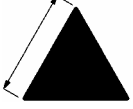










Profil-Typ Profile-Type Type de profil Tipo de perfil	Profil-Nummer Profile Number Número de perfil Número de perfil	Abmessungen u. Toleranzen in mm Dimensions and tolerances in mm Dimensions et tolérances en mm Medidas y tolerancias en mm	Kartoninhalt ca. Stück/kg Carton contents approx. pieces/kg Contenu d'un carton env. pièces/kg Contenido de una caja aprox. piezas/kg
	013	25 ±1,80/ 15 ±1,50 32 ±2,00/ 16 ±1,60	18/ 21,2 kg 10/ 14,3 kg
	014	TBD*	TBD*
	015	TBD*	TBD*
	016	TBD*	TBD*
	017	15 ±1,00 20 ±1,00 25 ±1,50 30 ±1,50 35 ±1,50	30/ 22,3 kg 16/ 21,2 kg 9/ 18,1 kg 6/ 17,0 kg 4/ 15,4 kg
	019	30 ±1,00	9/ 10,3 kg
	020	24±0,80/ WD1,0 ±0,20/ 12 Stege 40±1,50/ WD2,0 ±0,40/ 14 Stege 60±1,50/ WD2,5 ±0,40/ 14 Stege 80±1,50/ WD3,0 ±0,40/ 18 Stege	30/ 11,2 kg 16/ 13,4 kg 9/ 15,1 kg 4/ 11,3 kg
	021	25 ±1,00	TBD*
	024	24/WD ca.1,00 12 Stege kurz/lang 30/WDca.1,20 12 Stege kurz/lang	36 / 8,8 kg 16 / 7,5 kg

TBD\* : to be determined  
 Stege / ridges / crantés / nervios  
 kurz / short / court / corto  
 lang / long / long / largo


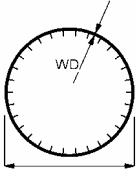

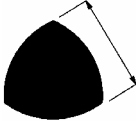

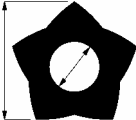



Profil-Typ Profile-Type Type de profil Tipo de perfil	Profil-Nummer Profile Number Número de perfil Número de perfil	Abmessungen u. Toleranzen in mm Dimensions and tolerances in mm Dimensions et tolérances en mm Medidas y tolerancias en mm	Kartoninhalt ca. Stück/kg Carton contents approx. pieces/kg Contenu d'un carton env. pièces/kg Contenido de una caja aprox. piezas/kg
	025	55 ±1,50	3 / 8,1 kg
	028	15 / H 7,5 25 / H 12,0 29,5 / H 14,5	45 / 14,6 kg 18 / 14,5 kg 15 / 17,1 kg
	033	23 ±1,00 27 ±1,00 35 ±1,50	12 / 16,5 kg 9 / 17,8 kg 4 / 13,2 kg
	034	40	20 / 13,2 kg
	035	35	12 / 13,0 kg
	036	49,5 / H 20,0	15 / 30,6 kg
	037	135 ±1,00 / WD 5 ±0,70 410 Rillen°	2 / 13,5 kg
	038	30 ±1,00 / WD max2,50 ±0,3 60Rillen 40 ±1,50 / WD max2,50 ±0,3 60Rillen 60 ±1,50 / WD max3,00 ±0,4 60Rillen 136,5 ±1,5 / WD min4,5 ±0,5 80Rillen	16 / 10,6 kg 16 / 15,0 kg 9 / 15,7 kg 2 / 11,5 kg
	039	35 ±1,00	6 / 10,2 kg
	040	16,85±0,50 / ID 12,40 ±0,50 20 Rillen	25 / 6,7 kg

TBD\* : to be determined

°Rillen / grooves / cannelés / ranuras







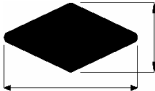

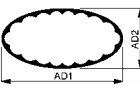

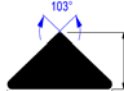
Profil-Typ Profile-Type Type de profil Tipo de perfil	Profil-Nummer Profile Number Número de perfil Número de perfil	Abmessungen u. Toleranzen in mm Dimensions and tolerances in mm Dimensions et tolérances en mm Medidas y tolerancias en mm	Kartoninhalt ca. Stück/kg Carton contents approx. pieces/kg Contenu d'un carton env. pièces/kg Contenido de una caja aprox. piezas/kg
	041	29 ± 1,00	9 / 12,0 kg
	042	18 / H 6,1	50 / 16,3 kg
	043	18,1 / H 5,9	50 / 15,4 kg
	044	18,2 / H 4,8	50 / 14,8 kg
	045	TBD*	TBD*
	046	18,5 / H 5,8	28 / 8,1 kg
	047	30 / H 8,0	TBD*
	048	40 / H 10,7	14 / 14,0 kg
	049	30 / H 12	21 / 20,5 kg
	050	39,5 / H 11	8 / 11,0 kg
	051	18 / H 7,7	50 / 19,8 kg

TBD\* : to be determined

Profil-Typ Profile-Type Type de profil Tipo de perfil	Profil-Nummer Profile Number Número de perfil Número de perfil	Abmessungen u. Toleranzen in mm Dimensions and tolerances in mm Dimensions et tolérances en mm Medidas y tolerancias en mm	Kartoninhalt ca. Stück/kg Carton contents approx. pieces/kg Contenu d'un carton env. pièces/kg Contenido de una caja aprox. piezas/kg
	052	18 / H 6	44 / 11,2 kg
	053	100 / WD 3 30 Stege** 140 / WD 3 30 Stege**	4 / 13,9 kg 4 / 21,4 kg
	054	6 / H5	12,0 kg
	056	30	9 / 17,7 kg
	057	18 / H 6	140 / 10,8 kg
	058	27,57 / ID 11,44	9 / 11,7 kg
	059	30 / H22,6	9 / 13,6 kg
	061	TBD*	TBD*
	063	TBD*	TBD*


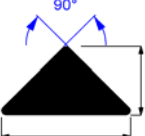
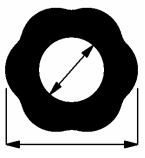
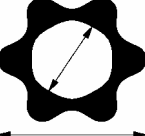
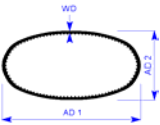
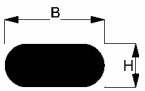
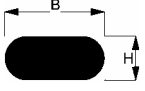
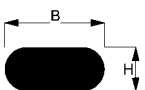
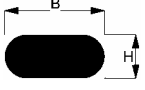
TBD\* : to be determined

\*\*Stege / ridges / crantés / nervios

Profil-Typ Profile-Type Type de profil Tipo de perfil	Profil-Nummer Profile Number Número de perfil Número de perfil	Abmessungen u. Toleranzen in mm Dimensions and tolerances in mm Dimensions et tolérances en mm Medidas y tolerancias en mm	Kartoninhalt ca. Stück/kg Carton contents approx. pieces/kg Contenu d'un carton env. pièces/kg Contenido de una caja aprox. piezas/kg
	064	TBD*	TBD*
	065	9 / H 4	90 / 10,8 kg
	066	30 / H 5 / H 10	15 / 11,0 kg
	067	18 / H 7,50	36 / 14,0 kg
	068	10 25	48 / 14,0 kg 12 / 16,8 kg
	069	3 / H 2	562 / 12,0 kg
	070	40 / H 14	12 / 11,8 kg
	072	AD1 40/ AD 2 30/ WD ca. 2,0 AD1 140/ AD 2 68/ WD ca. 3,3	24 / 16,7 kg 2 / 7,4 kg
	073	AD1 140/ AD2 68/ WD ca. 3,3	2 / 11,0 kg
	074	10 / H5,5 15 / H8,4	84 / 12,2 kg 45 / 15,1 kg
	075	30 / H13,5	18 / 14,8 kg

TBD\* : to be determined



Profil-Typ Profile-Type Type de profil Tipo de perfil	Profil-Nummer Profile Number Número de perfil Número de perfil	Abmessungen u. Toleranzen in mm Dimensions and tolerances in mm Dimensions et tolérances en mm Medidas y tolerancias en mm	Kartoninhalt ca. Stück/kg Carton contents approx. pieces/kg Contenu d'un carton env. pièces/kg Contenido de una caja aprox. piezas/kg
	076	20 / ID 10	36 / 18,4 kg
	077	30 / H 16,5 40 / H 21,8	15 / 15,3 kg 8 / 14,5 kg
	079	17 / ID 10,0	25 / 10,9 kg
	080	16,6 / ID 9,0	25 / 8,2 kg
	082	AD1 200/ AD 2 100/ WD ca. 4,0 96 Rillen	2 / 13,8 kg
	FS37	B 15,00±0,50 H6,50 ±0,25 B 14,00±0,50 H6,10 ±0,25 B 18,00±0,50 H7,90 ±0,30	TBD* 42/ 10,9 kg 25/ 10,8 kg
	FS85	B 12,00 ±0,50 H 5,50 ±0,25	84/ 16,3 kg
	FS87	B 20,00 ±1,00 H 8,00 ±0,50	TBD*
	FS98	B 13,00 ±0,50 H 8,00 ±0,50	TBD*

TBD\* : to be determined

Tubing  
**SCHOTT-Rohrglas GmbH**  
Erich-Schott-Straße 14  
P.O. Box 11 80  
95660 Mitterteich  
Germany  
Phone: +49 (0) 96 33/ 80-0  
Fax: +49 (0) 96 33/ 80-614  
E-Mail: [info.tubing@schott.com](mailto:info.tubing@schott.com)  
[www.schott.com/tubing](http://www.schott.com/tubing)

**SCHOTT**  
glass made of ideas